

stortrack

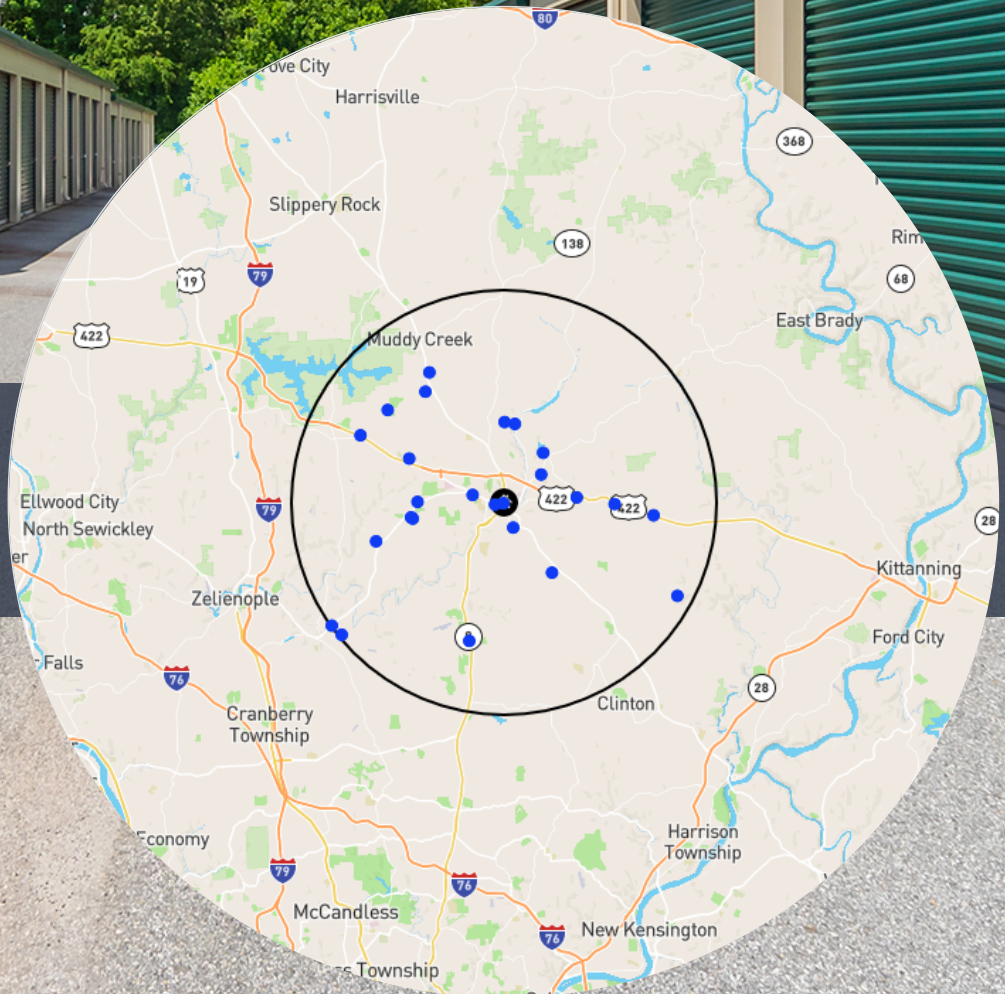
# EXPLORER

SELF-STORAGE

## Market Report

Produced on Feb 20 2024

Report for:  
Butler,  
PA  
10 mile radius



stortrack

Questions?  
1-800-969-7424  
info@stortrack.com  
www.stortrack.com

## Table of Contents

Market Snapshot .....	1
Unit Types Offered .....	3
Overall Market Supply Metrics .....	3
12 Month Trailing Average Rate History .....	4
10x10 Reg .....	7
10x10 CC .....	8
Rate per Square Foot by Unit Type .....	10
Average Unit Type Rates .....	10
Average Rates History .....	11
All Units Without Parking .....	11
All Stores List .....	11

## Executive Summary

**Market:** Butler, PA

**Market Type:** 10 mile radius

**Comparisons are made with:** National Totals and Averages and Pennsylvania State Total and Averages

## Market Snapshot

The Market Snapshot is a one-look overview of the market.

	This Market	3 Miles	5 Miles	State	National
Net Rentable Sq Ft	383,343	91,258	254,592	76,212,645	2,809,189,033
Sq Ft per Capita					
• 2021 Sq Ft per Capita	4.78	3.13	5.66	5.88	8.52
• 2024 Sq Ft per Capita	4.77	3.12	5.64	5.91	8.42
• 2026 Sq Ft per Capita	4.75	3.11	5.61	5.88	8.31
Sq Ft per Household	11.33	6.96	13	14.8	22.65
Total Stores					
• REITS	0	0	0	223	9,683
• Mid Ops	3	2	2	843	23,940
• Small Ops	22	4	12	1,133	30,529
New Developments	1	1	1	147	3,580
Sq Ft of Developments	34,168	34,168	34,168	10,002,126	275,331,850
Stores opened within the last year	0	0	0	44	929
Demographics					
• 2021 Population	80,129	29,159	45,001	12,970,650	329,725,481
• 2024 Population	80,394 (+0.33% change)	29,243 (+0.29% change)	45,156 (+0.34% change)	12,903,121 (-0.01% change)	333,584,158 (+0.01% change)
• 2026 Population	80,781 (+0.81% change)	29,366 (+0.71% change)	45,373 (+0.83% change)	12,957,240 (0% change)	338,018,925 (+0.03% change)
Households	33,827	13,113	19,583	5,147,783	124,010,992
Rental Households	8,297	4,863	6,098	1,586,866	43,858,831

## Market Snapshot Continued

	This Market	3 Miles	5 Miles	State	National
Rental Households Percentage	24.53%	37.09%	31.14%	30.83%	35.37%
Median Household Income	\$66,090	\$55,391	\$62,253	\$67,587	\$69,021
Average Rate Per Square Feet					
• All Units without Parking	\$1.04	\$1.23	\$1.13	\$1.34	\$1.28
• All Units with Parking	\$0.99	\$1.23	\$1.08	\$1.3	\$1.23
• Regular Units	\$0.83	\$0.77	\$0.83	\$1.13	\$1.05
• Climate Controlled Units	\$1.35	\$1.56	\$1.44	\$1.56	\$1.5
• Only Parking	\$0.06	N/A	\$0.03	\$0.36	\$0.43
Rate Trend (12 months)	4.66%	-3.93%	4.53%	-2.58%	2.02%
Units Not Advertised	0%	25%	20%	15%	21%
Market Including Known Developments					
Net Rentable Sq Ft	417,511	125,426	288,760	86,214,771	3,084,520,883
Sq Ft per Capita					
• 2021 Sq Ft per Capita	5.21	4.3	6.42	6.65	9.35
• 2024 Sq Ft per Capita	5.19	4.29	6.39	6.68	9.25
• 2026 Sq Ft per Capita	5.17	4.27	6.36	6.65	9.13
Sq Ft per Household	12.34	9.57	14.75	16.75	24.87
Total Stores	26	7	15	2,346	67,701
• REITS	0	0	0	240	10,104
• Mid Ops	3	2	2	856	24,369
• Small Ops	22	4	12	1,133	30,533

## Unit Types Offered

Analysis of the most common unit types - with the percentage of Stores in the market currently offering that unit type.

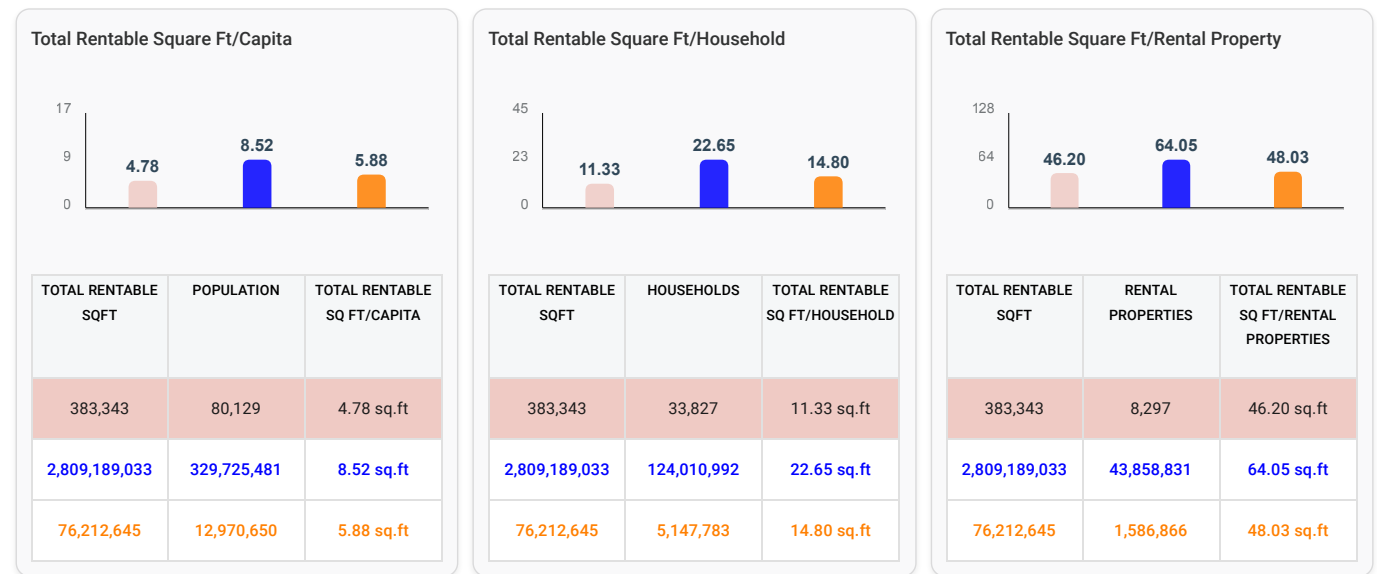
ALL UNITS WITHOUT PARKING	ALL UNITS WITH PARKING	ALL REG	ALL CC	ALL PARKING	5X5 REG	5X5 CC	5X10 REG	5X10 CC	10X10 REG	10X10 CC	10X15 REG	10X15 CC	10X20 REG	10X20 CC	10X30 REG	10X30 CC	CAR PARKING	RV PARKING
25.93%	29.63%	25.93%	14.81%	7.41%	7.41%	3.70%	14.81%	11.11%	18.52%	14.81%	14.81%	11.11%	11.11%	3.70%	3.70%	3.70%	3.70%	3.70%
97.65%	100.00%	87.36%	48.60%	17.89%	29.37%	32.51%	61.72%	41.36%	69.74%	42.20%	57.40%	35.98%	65.70%	30.35%	35.12%	10.46%	3.54%	16.86%
99.00%	100.00%	85.87%	47.63%	16.71%	38.90%	37.49%	66.08%	42.48%	70.66%	42.23%	57.69%	34.75%	66.83%	30.51%	38.74%	11.14%	5.40%	15.13%

● This Market ● National Totals and Averages ● Pennsylvania State Total and Averages

## Overall Market Supply Metrics

Analysis of supply metrics in the market. A side-by-side bar chart comparison, shows the Market's Total Rentable Square Footage per Capita, Total Rentable Square Footage per Household and Total Rentable Square Footage per Rental Property.

Demographic data based on the U.S. Census Bureau's 2021 American Community Survey.



● This Market ● National Totals and Averages ● Pennsylvania State Total and Averages

## 12 Month Trailing Average Rate History

View 12 month trailing average rates for the past one year.

### Summary - (Premium - Rate Per Square Foot, Any Floor)

		ALL UNITS WITHOUT PARKING	ALL UNITS WITH PARKING	ALL REG	ALL CC	ALL PARKING	5X5 REG	5X5 CC	5X10 REG	5X10 CC	10X10 REG	10X10 CC	10X15 REG	10X15 CC	10X20 REG	10X20 CC	10X30 REG	10X30 CC	CAR PARKING	RV PARKING
Market Average Price		\$1.05	\$0.94	\$0.71	\$1.34	\$0.06	\$1.44	\$1.68	\$1.01	\$1.96	\$0.92	\$1.28	\$0.63	\$0.92	\$0.51	\$0.99	\$0.61	\$0.98	\$0.03	\$0.09
<b>Lock Solid Storage</b> 0.04 mile 118 S Main St, Butler, PA 16001	12 mo. trailing avg.	\$1.33	\$1.33	-	\$1.33	-	-	\$1.68	-	\$1.56	-	\$1.15	-	\$0.93	-	-	-	-	-	-
<b>Butler's Best Mini Storage</b> 0.43 mile 449 1/2 W Cunningham St, Butler, PA 16001	12 mo. trailing avg.	-	-	-	-	-	-	-	-	-	-	-	-	-	-	-	-	-	-	-
<b>Storage Sense - Butler</b> 1.25 miles 112 Hillvue Dr, Butler, PA 16001	12 mo. trailing avg.	\$1.65	\$1.61	\$1.07	\$1.90	\$0.21	-	\$2.54	-	\$2.08	\$1.36	\$1.64	-	\$1.35	\$0.93	-	-	-	\$0.21	-
<b>Shockey Mini Storage</b> 1.51 miles 140 Shockey Ln, Butler, PA 16001	12 mo. trailing avg.	-	-	-	-	-	-	-	-	-	-	-	-	-	-	-	-	-	-	-
<b>Lick Hill Self Storage</b> 2.19 miles 111 Linwood Dr, Butler, PA 16001	12 mo. trailing avg.	\$0.59	\$0.59	\$0.59	-	-	-	-	\$0.90	-	\$0.60	-	\$0.47	-	\$0.40	-	-	-	-	-
<b>Williams Mini Storage</b> 2.98 miles 295 Chicora Rd, Butler, PA 16001	12 mo. trailing avg.	-	-	-	-	-	-	-	-	-	-	-	-	-	-	-	-	-	-	-
<b>A-Z Mini Storage</b> 3.42 miles 494 US-422, Butler, PA 16002	12 mo. trailing avg.	-	-	-	-	-	-	-	-	-	-	-	-	-	-	-	-	-	-	-
<b>Klines Storage</b> 3.74 miles 554 Holyoke Rd, Butler, PA 16001	12 mo. trailing avg.	-	-	-	-	-	-	-	-	-	-	-	-	-	-	-	-	-	-	-

## 12 Month Trailing Average Rate History Continued

Summary - (Premium - Rate Per Square Foot, Any Floor)

		ALL UNITS WITHOUT PARKING	ALL UNITS WITH PARKING	ALL REG	ALL CC	ALL PARKING	5X5 REG	5X5 CC	5X10 REG	5X10 CC	10X10 REG	10X10 CC	10X15 REG	10X15 CC	10X20 REG	10X20 CC	10X30 REG	10X30 CC	CAR PARKING	RV PARKING
<b>Oneida Heights Storage</b> 3.79 miles 184 Moore Rd, Butler, PA 16001	12 mo. trailing avg.	-	-	-	-	-	-	-	-	-	-	-	-	-	-	-	-	-	-	-
<b>Summit Depot LLC</b> 3.98 miles 770 422 east, Butler, PA 16002	12 mo. trailing avg.	-	-	-	-	-	-	-	-	-	-	-	-	-	-	-	-	-	-	-
<b>My Space Storage</b> 4.06 miles 542 Evans City Rd, Butler, PA 16001	12 mo. trailing avg.	-	-	-	-	-	-	-	-	-	-	-	-	-	-	-	-	-	-	-
<b>Aaaa Mini Storage - PA</b> 4.35 miles 135 Kriess Rd, Butler, PA 16001	12 mo. trailing avg.	\$1.01	\$0.96	\$0.77	\$1.21	\$0.03	\$1.51	-	\$1.01	\$1.82	\$0.78	\$1.32	\$0.62	\$1.06	\$0.59	\$0.95	\$0.53	\$0.89	\$0.03	-
<b>Safe-Space Mini Storage</b> 4.41 miles 102 Corks Ln, Butler, PA 16001	12 mo. trailing avg.	-	-	-	-	-	-	-	-	-	-	-	-	-	-	-	-	-	-	-
<b>Ski Moisture Free Mini Storage</b> 4.91 miles 120 North Rd, Butler, PA 16001	12 mo. trailing avg.	-	-	-	-	-	-	-	-	-	-	-	-	-	-	-	-	-	-	-
<b>J&amp;I Mini Storage</b> 5.19 miles 776 Old Rte 422 E, Butler, PA 16002	12 mo. trailing avg.	-	-	-	-	-	-	-	-	-	-	-	-	-	-	-	-	-	-	-
<b>B2 Storage LLC</b> 6.27 miles 138 Shannon Rd, Renfrew, PA 16053	12 mo. trailing avg.	-	\$0.09	\$0.09	-	\$0.09	-	-	-	-	-	-	-	-	-	-	-	-	-	\$0.09
<b>Butler Mini Storage</b> 6.38 miles 162 Unionville Rd, Butler, PA 16002	12 mo. trailing avg.	-	-	-	-	-	-	-	-	-	-	-	-	-	-	-	-	-	-	-

## 12 Month Trailing Average Rate History Continued

Summary - (Premium - Rate Per Square Foot, Any Floor)

		ALL UNITS WITHOUT PARKING	ALL UNITS WITH PARKING	ALL REG	ALL CC	ALL PARKING	5X5 REG	5X5 CC	5X10 REG	5X10 CC	10X10 REG	10X10 CC	10X15 REG	10X15 CC	10X20 REG	10X20 CC	10X30 REG	10X30 CC	CAR PARKING	RV PARKING
<b>Storage Rentals of America - Butler 540 Pittsburgh Road</b> 6.7 miles 540 Pittsburgh Rd, Butler, PA 16002	12 mo. trailing avg.	\$1.03	\$1.03	\$1.03	-	-	-	-	\$1.32	-	\$1.08	-	\$0.85	-	\$0.68	-	-	-	-	-
<b>Lake Arthur Self Storage</b> 6.98 miles Unionville Rd, Prospect, PA 16052	12 mo. trailing avg.	-	-	-	-	-	-	-	-	-	-	-	-	-	-	-	-	-	-	-
<b>Red O'Donnell's Self Storage</b> 7.05 miles 315 Red Dog Road, Butler, PA 16001	12 mo. trailing avg.	-	-	-	-	-	-	-	-	-	-	-	-	-	-	-	-	-	-	-
<b>A+ Mini Storage</b> 7.05 miles 1265 Benjamin Franklin Hwy, Fenelton, PA 16034	12 mo. trailing avg.	\$0.65	\$0.65	\$0.65	-	-	-	-	\$1.03	-	\$0.65	-	\$0.51	-	\$0.43	-	-	-	-	-
<b>Prospect Self Storage</b> 7.44 miles 1052 New Castle Rd, Prospect, PA 16052	12 mo. trailing avg.	\$0.93	\$0.93	\$1.05	\$0.82	-	\$1.20	-	\$0.90	-	-	\$0.90	-	\$0.73	-	-	-	-	-	-
<b>Marwood Self Storage</b> 9.24 miles 557 Marwood Rd, Cabot, PA 16023	12 mo. trailing avg.	-	-	-	-	-	-	-	-	-	-	-	-	-	-	-	-	-	-	-
<b>Evans City Mini Storage</b> 9.83 miles 447 May Ln, Evans City, PA 16033	12 mo. trailing avg.	-	-	-	-	-	-	-	-	-	-	-	-	-	-	-	-	-	-	-
<b>Safe Place Storage LLC</b> 9.94 miles 1648 Evans City Road, Evans City, PA 16033	12 mo. trailing avg.	-	-	-	-	-	-	-	-	-	-	-	-	-	-	-	-	-	-	-



## 12 Month Trailing Average Rate History Continued

Specific Unit - 10x10 Reg (Premium - Rate Per Square Foot, Any Floor)

		FEB 2023	MAR 2023	APR 2023	MAY 2023	JUN 2023	JUL 2023	AUG 2023	SEP 2023	OCT 2023	NOV 2023	DEC 2023	JAN 2024
	Market Average Price	\$0.68	\$0.69	\$0.71	\$0.72	\$0.74	\$0.75	\$0.78	\$0.80	\$0.82	\$0.84	\$0.86	\$0.88
<b>Lock Solid Storage</b> 0.04 mile 118 S Main St, Butler, PA 16001	12 mo. trailing avg.	-	-	-	-	-	-	-	-	-	-	-	-
<b>Butler's Best Mini Storage</b> 0.43 mile 449 1/2 W Cunningham St, Butler, PA 16001	12 mo. trailing avg.	-	-	-	-	-	-	-	-	-	-	-	-
<b>Storage Sense - Butler</b> 1.25 miles 112 Hillvue Dr, Butler, PA 16001	12 mo. trailing avg.	\$1.38	\$1.40	\$1.41	\$1.41	\$1.39	\$1.38	\$1.37	\$1.38	\$1.37	\$1.37	\$1.37	\$1.36
<b>Shockey Mini Storage</b> 1.51 miles 140 Shockey Ln, Butler, PA 16001	12 mo. trailing avg.	\$0.81	\$0.82	\$0.83	\$0.86	\$0.90	\$0.90	-	-	-	-	-	-
<b>Lick Hill Self Storage</b> 2.19 miles 111 Linwood Dr, Butler, PA 16001	12 mo. trailing avg.	\$0.60	\$0.60	\$0.60	\$0.60	\$0.60	\$0.60	\$0.60	\$0.60	\$0.60	\$0.60	\$0.60	\$0.60
<b>Williams Mini Storage</b> 2.98 miles 295 Chicora Rd, Butler, PA 16001	12 mo. trailing avg.	-	-	-	-	-	-	-	-	-	-	-	-
<b>A-Z Mini Storage</b> 3.42 miles 494 US-422, Butler, PA 16002	12 mo. trailing avg.	-	-	-	-	-	-	-	-	-	-	-	-
<b>Klines Storage</b> 3.74 miles 554 Holyoke Rd, Butler, PA 16001	12 mo. trailing avg.	-	-	-	-	-	-	-	-	-	-	-	-
<b>Oneida Heights Storage</b> 3.79 miles 184 Moore Rd, Butler, PA 16001	12 mo. trailing avg.	-	-	-	-	-	-	-	-	-	-	-	-
<b>Summit Depot LLC</b> 3.98 miles 770 422 east, Butler, PA 16002	12 mo. trailing avg.	-	-	-	-	-	-	-	-	-	-	-	-
<b>My Space Storage</b> 4.06 miles 542 Evans City Rd, Butler, PA 16001	12 mo. trailing avg.	-	-	-	-	-	-	-	-	-	-	-	-
<b>Aaaa Mini Storage - PA</b> 4.35 miles 135 Kriess Rd, Butler, PA 16001	12 mo. trailing avg.	\$0.74	\$0.74	\$0.74	\$0.74	\$0.74	\$0.74	\$0.74	\$0.74	\$0.74	\$0.75	\$0.77	\$0.78
<b>Safe-Space Mini Storage</b> 4.41 miles 102 Corks Ln, Butler, PA 16001	12 mo. trailing avg.	-	-	-	-	-	-	-	-	-	-	-	-
<b>Ski Moisture Free Mini Storage</b> 4.91 miles 120 North Rd, Butler, PA 16001	12 mo. trailing avg.	-	-	-	-	-	-	-	-	-	-	-	-
<b>J&amp;I Mini Storage</b> 5.19 miles 776 Old Rte 422 E, Butler, PA 16002	12 mo. trailing avg.	-	-	-	-	-	-	-	-	-	-	-	-
<b>B2 Storage LLC</b> 6.27 miles 138 Shannon Rd, Renfrew, PA 16053	12 mo. trailing avg.	-	-	-	-	-	-	-	-	-	-	-	-

## 12 Month Trailing Average Rate History Continued

### Specific Unit - 10x10 Reg (Premium - Rate Per Square Foot, Any Floor)

		FEB 2023	MAR 2023	APR 2023	MAY 2023	JUN 2023	JUL 2023	AUG 2023	SEP 2023	OCT 2023	NOV 2023	DEC 2023	JAN 2024
<b>Butler Mini Storage</b> 6.38 miles 162 Unionville Rd, Butler, PA 16002	12 mo. trailing avg.	-	-	-	-	-	-	-	-	-	-	-	-
<b>Storage Rentals of America - Butler 540 Pittsburgh Road</b> 6.7 miles 540 Pittsburgh Rd, Butler, PA 16002	12 mo. trailing avg.	\$0.82	\$0.82	\$0.81	\$0.82	\$0.93	\$0.91	\$1.03	\$1.08	\$1.08	\$1.08	\$1.08	\$1.08
<b>Lake Arthur Self Storage</b> 6.98 miles Unionville Rd, Prospect, PA 16052	12 mo. trailing avg.	-	-	-	-	-	-	-	-	-	-	-	-
<b>A+ Mini Storage</b> 7.05 miles 1265 Benjamin Franklin Hwy, Fenelton, PA 16034	12 mo. trailing avg.	\$0.54	\$0.54	\$0.54	\$0.55	\$0.56	\$0.57	\$0.59	\$0.60	\$0.61	\$0.62	\$0.64	\$0.65
<b>Red O'Donnell's Self Storage</b> 7.05 miles 315 Red Dog Road, Butler, PA 16001	12 mo. trailing avg.	-	-	-	-	-	-	-	-	-	-	-	-
<b>Prospect Self Storage</b> 7.44 miles 1052 New Castle Rd, Prospect, PA 16052	12 mo. trailing avg.	-	-	-	-	-	-	-	-	-	-	-	-
<b>Marwood Self Storage</b> 9.24 miles 557 Marwood Rd, Cabot, PA 16023	12 mo. trailing avg.	-	-	-	-	-	-	-	-	-	-	-	-
<b>Evans City Mini Storage</b> 9.83 miles 447 May Ln, Evans City, PA 16033	12 mo. trailing avg.	-	-	-	-	-	-	-	-	-	-	-	-
<b>Safe Place Storage LLC</b> 9.94 miles 1648 Evans City Road, Evans City, PA 16033	12 mo. trailing avg.	-	-	-	-	-	-	-	-	-	-	-	-

### Specific Unit - 10x10 CC (Premium - Rate Per Square Foot, Any Floor)

		FEB 2023	MAR 2023	APR 2023	MAY 2023	JUN 2023	JUL 2023	AUG 2023	SEP 2023	OCT 2023	NOV 2023	DEC 2023	JAN 2024
	Market Average Price	\$1.13	\$1.15	\$1.17	\$1.18	\$1.19	\$1.19	\$1.20	\$1.21	\$1.22	\$1.23	\$1.24	\$1.25
<b>Lock Solid Storage</b> 0.04 mile 118 S Main St, Butler, PA 16001	12 mo. trailing avg.	\$1.15	\$1.15	\$1.15	\$1.15	\$1.15	\$1.15	\$1.15	\$1.15	\$1.15	\$1.15	\$1.15	\$1.15
<b>Butler's Best Mini Storage</b> 0.43 mile 449 1/2 W Cunningham St, Butler, PA 16001	12 mo. trailing avg.	-	-	-	-	-	-	-	-	-	-	-	-
<b>Storage Sense - Butler</b> 1.25 miles 112 Hillvue Dr, Butler, PA 16001	12 mo. trailing avg.	\$1.76	\$1.78	\$1.75	\$1.76	\$1.70	\$1.67	\$1.65	\$1.65	\$1.65	\$1.65	\$1.65	\$1.64
<b>Shockey Mini Storage</b> 1.51 miles 140 Shockey Ln, Butler, PA 16001	12 mo. trailing avg.	-	-	-	-	-	-	-	-	-	-	-	-
<b>Lick Hill Self Storage</b> 2.19 miles 111 Linwood Dr, Butler, PA 16001	12 mo. trailing avg.	-	-	-	-	-	-	-	-	-	-	-	-
<b>Williams Mini Storage</b> 2.98 miles 295 Chicora Rd, Butler, PA 16001	12 mo. trailing avg.	-	-	-	-	-	-	-	-	-	-	-	-

## 12 Month Trailing Average Rate History Continued

Specific Unit - 10x10 CC (Premium - Rate Per Square Foot, Any Floor)

		FEB 2023	MAR 2023	APR 2023	MAY 2023	JUN 2023	JUL 2023	AUG 2023	SEP 2023	OCT 2023	NOV 2023	DEC 2023	JAN 2024
<b>A-Z Mini Storage</b> 3.42 miles 494 US-422, Butler, PA 16002	12 mo. trailing avg.	-	-	-	-	-	-	-	-	-	-	-	-
<b>Klines Storage</b> 3.74 miles 554 Holyoke Rd, Butler, PA 16001	12 mo. trailing avg.	-	-	-	-	-	-	-	-	-	-	-	-
<b>Oneida Heights Storage</b> 3.79 miles 184 Moore Rd, Butler, PA 16001	12 mo. trailing avg.	-	-	-	-	-	-	-	-	-	-	-	-
<b>Summit Depot LLC</b> 3.98 miles 770 422 east, Butler, PA 16002	12 mo. trailing avg.	-	-	-	-	-	-	-	-	-	-	-	-
<b>My Space Storage</b> 4.06 miles 542 Evans City Rd, Butler, PA 16001	12 mo. trailing avg.	-	-	-	-	-	-	-	-	-	-	-	-
<b>Aaaa Mini Storage - PA</b> 4.35 miles 135 Kriess Rd, Butler, PA 16001	12 mo. trailing avg.	\$1.28	\$1.28	\$1.28	\$1.28	\$1.28	\$1.28	\$1.28	\$1.28	\$1.28	\$1.29	\$1.30	\$1.32
<b>Safe-Space Mini Storage</b> 4.41 miles 102 Corks Ln, Butler, PA 16001	12 mo. trailing avg.	-	-	-	-	-	-	-	-	-	-	-	-
<b>Ski Moisture Free Mini Storage</b> 4.91 miles 120 North Rd, Butler, PA 16001	12 mo. trailing avg.	-	-	-	-	-	-	-	-	-	-	-	-
<b>J&amp;I Mini Storage</b> 5.19 miles 776 Old Rte 422 E, Butler, PA 16002	12 mo. trailing avg.	-	-	-	-	-	-	-	-	-	-	-	-
<b>B2 Storage LLC</b> 6.27 miles 138 Shannon Rd, Renfrew, PA 16053	12 mo. trailing avg.	-	-	-	-	-	-	-	-	-	-	-	-
<b>Butler Mini Storage</b> 6.38 miles 162 Unionville Rd, Butler, PA 16002	12 mo. trailing avg.	-	-	-	-	-	-	-	-	-	-	-	-
<b>Storage Rentals of America - Butler 540 Pittsburgh Road</b> 6.7 miles 540 Pittsburgh Rd, Butler, PA 16002	12 mo. trailing avg.	-	-	-	-	-	-	-	-	-	-	-	-
<b>Lake Arthur Self Storage</b> 6.98 miles Unionville Rd, Prospect, PA 16052	12 mo. trailing avg.	-	-	-	-	-	-	-	-	-	-	-	-
<b>Red O'Donnell's Self Storage</b> 7.05 miles 315 Red Dog Road, Butler, PA 16001	12 mo. trailing avg.	-	-	-	-	-	-	-	-	-	-	-	-
<b>A+ Mini Storage</b> 7.05 miles 1265 Benjamin Franklin Hwy, Fenelton, PA 16034	12 mo. trailing avg.	-	-	-	-	-	-	-	-	-	-	-	-
<b>Prospect Self Storage</b> 7.44 miles 1052 New Castle Rd, Prospect, PA 16052	12 mo. trailing avg.	\$0.90	\$0.90	\$0.90	\$0.90	\$0.90	\$0.90	\$0.90	\$0.90	\$0.90	\$0.90	\$0.90	\$0.90
<b>Marwood Self Storage</b> 9.24 miles 557 Marwood Rd, Cabot, PA 16023	12 mo. trailing avg.	-	-	-	-	-	-	-	-	-	-	-	-

## 12 Month Trailing Average Rate History Continued

Specific Unit - 10x10 CC (Premium - Rate Per Square Foot, Any Floor)

		FEB 2023	MAR 2023	APR 2023	MAY 2023	JUN 2023	JUL 2023	AUG 2023	SEP 2023	OCT 2023	NOV 2023	DEC 2023	JAN 2024
<b>Evans City Mini Storage</b> 9.83 miles 447 May Ln, Evans City, PA 16033	12 mo. trailing avg.	-	-	-	-	-	-	-	-	-	-	-	-
<b>Safe Place Storage LLC</b> 9.94 miles 1648 Evans City Road, Evans City, PA 16033	12 mo. trailing avg.	-	-	-	-	-	-	-	-	-	-	-	-

## Rate per Square Foot by Unit Type

Analysis of the average rate per square foot by each of the most common unit types.

ALL UNITS WITHOUT PARKING	ALL UNITS WITH PARKING	ALL PARKING	ALL REG	ALL CC	5X5 REG	5X5 CC	5X10 REG	5X10 CC	10X10 REG	10X10 CC	10X15 REG	10X15 CC	10X20 REG	10X20 CC	10X30 REG	10X30 CC	CAR PARKING	RV PARKING
\$1.04	\$0.91	\$0.14	\$0.67	\$1.35	\$1.44	\$1.68	\$1.01	\$1.96	\$0.92	\$1.34	\$0.63	\$0.92	\$0.54	\$0.99	\$0.60	\$0.98	\$0.03	\$0.09
<b>\$1.28</b>	<b>\$1.22</b>	<b>\$0.43</b>	<b>\$1.05</b>	<b>\$1.50</b>	<b>\$2.10</b>	<b>\$2.22</b>	<b>\$1.39</b>	<b>\$1.67</b>	<b>\$1.07</b>	<b>\$1.34</b>	<b>\$0.93</b>	<b>\$1.18</b>	<b>\$0.83</b>	<b>\$1.14</b>	<b>\$0.76</b>	<b>\$1.11</b>	<b>\$0.48</b>	<b>\$0.42</b>
\$1.34	\$1.30	\$0.36	\$1.13	\$1.56	\$2.03	\$2.29	\$1.43	\$1.76	\$1.12	\$1.37	\$0.97	\$1.21	\$0.86	\$1.16	\$0.80	\$1.10	\$0.41	\$0.35

● This Market ● National Totals and Averages ● Pennsylvania State Total and Averages

## Average Unit Type Rates

Comparison of each of the most common unit types and the average Advertised Online rate for each.

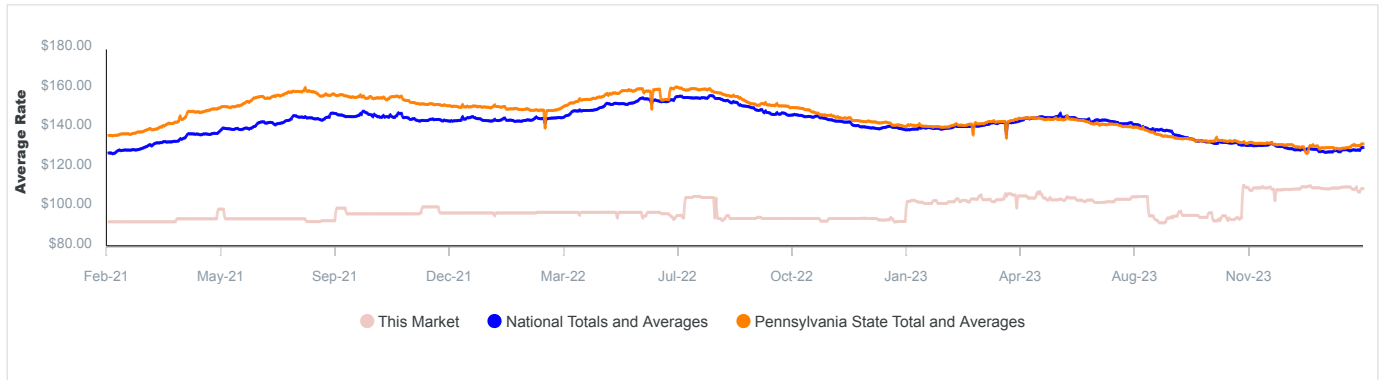
ALL UNITS WITHOUT PARKING	ALL UNITS WITH PARKING	ALL PARKING	ALL REG	ALL CC	5X5 REG	5X5 CC	5X10 REG	5X10 CC	10X10 REG	10X10 CC	10X15 REG	10X15 CC	10X20 REG	10X20 CC	10X30 REG	10X30 CC	CAR PARKING	RV PARKING
\$108.94	\$106.43	\$62.50	\$88.17	\$136.43	\$35.99	\$42.00	\$50.50	\$98.00	\$91.80	\$133.60	\$94.75	\$138.00	\$107.75	\$198.00	\$180.00	\$294.00	\$75.00	\$50.00
<b>\$129.69</b>	<b>\$130.74</b>	<b>\$144.62</b>	<b>\$125.41</b>	<b>\$138.96</b>	<b>\$52.61</b>	<b>\$55.60</b>	<b>\$69.52</b>	<b>\$83.39</b>	<b>\$106.95</b>	<b>\$133.71</b>	<b>\$138.87</b>	<b>\$176.62</b>	<b>\$165.06</b>	<b>\$227.60</b>	<b>\$227.02</b>	<b>\$333.79</b>	<b>\$137.60</b>	<b>\$145.88</b>
\$131.50	\$130.60	\$111.82	\$123.58	\$141.29	\$50.70	\$57.23	\$71.32	\$87.96	\$111.66	\$137.50	\$144.78	\$180.78	\$171.62	\$231.02	\$239.58	\$330.17	\$101.17	\$114.95

● This Market ● National Totals and Averages ● Pennsylvania State Total and Averages

## Average Rates History

Historical graphs showing the average rate over the past 36 months for each of the most common unit types.

### All Units Without Parking (Last 3 Years)



## All Stores List

Profile information on every store in the market. Store profile information includes the Store Name, Store Address, Total Rentable Square Footage, Year Opened, Company owner and/or Operating Company, Rate Volatility over the past 30 days.

*Total Square Feet* values displayed here are obtained from public sources, including city and county property records. When this information is unavailable, StorTrack uses mapping tools or internal models to estimate the size of the property - such properties have an asterisk (\*) next to their Total Square Feet value.






How is Rentable Square Feet (RSF) calculated for each property?

RSF is 95% of TSF if the property has 1 floor | RSF is 85% of TSF if the property has 2 floors | RSF is 75% of TSF if the property has 3 or more floors | RSF is 95% of TSF if the property has an unknown number of floors






The class type is a proprietary store classification system. Facilities are categorized based on data concerning rental rates, population, median household income and more.

✓ Rate available for this unit type	✗ Rate not available for this unit type	🚫 Rate previously available, but not currently advertised	★ Your Store										
<div style="display: flex; justify-content: space-between;"> <div>  <p><b>Lock Solid Storage</b> 0.04 mile 118 S Main St, Butler, PA 16001</p> <p>Monday - Sunday <b>12:01 AM - 11:59 PM</b></p> </div> <div> <p>Drive Distance: <b>0.07 mile</b> Drive Time: <b>0.47 minute</b> Total Square Feet: <b>10,440 sqft</b> Rentable Square Footage: <b>8,874 sqft</b> Class Type: <b>B</b> Store Type: <b>Self Storage</b> Rate Volatility: <b>0%</b></p> </div> <div> <p><b>Marketing Scorecard</b> <b>19/100</b></p> <p>Contactability: <b>8/11</b> Paid Search: <b>0/35</b> Search: <b>2/15</b> Social Media: <b>1/14</b> Website: <b>8/25</b></p> </div> </div>													
5x5 Reg	5x5 CC	5x10 Reg	5x10 CC	10x10 Reg	10x10 CC	10x15 Reg	10x15 CC	10x20 Reg	10x20 CC	10x30 Reg	10x30 CC	Car Parking	RV Parking
✗	✓	✗	✓	✗	✓	✗	✓	✗	✗	✗	✗	✗	✗
<div style="display: flex; justify-content: space-between;"> <div> <p>No Image Available</p> <p><b>Butler's Best Mini Storage</b> 0.43 mile 449 1/2 W Cunningham St, Butler, PA 16001</p> <p>Monday - Sunday <b>12:01 AM - 11:59 PM</b></p> </div> <div> <p>Drive Distance: <b>0.52 mile</b> Drive Time: <b>3.37 minutes</b> Total Square Feet: <b>6,000 sqft</b> Rentable Square Footage: <b>5,700 sqft</b> Class Type: <b>C</b> Store Type: <b>Self Storage</b> Rate Volatility: <b>N/A</b></p> </div> <div> <p><b>Marketing Scorecard</b> <b>0/100</b></p> <p>Contactability: <b>0/11</b> Paid Search: <b>0/35</b> Search: <b>0/15</b> Social Media: <b>0/14</b> Website: <b>0/25</b></p> </div> </div>													
5x5 Reg	5x5 CC	5x10 Reg	5x10 CC	10x10 Reg	10x10 CC	10x15 Reg	10x15 CC	10x20 Reg	10x20 CC	10x30 Reg	10x30 CC	Car Parking	RV Parking
✗	✗	✗	✗	✗	✗	✗	✗	✗	✗	✗	✗	✗	✗






All Stores List Continued

✓ Rate available for this unit type		✗ Rate not available for this unit type		🚫 Rate previously available, but not currently advertised		★ Your Store							
 <b>Storage Sense - Butler</b> 1.25 miles 112 Hillvue Dr, Butler, PA 16001		Drive Distance <b>1.75 miles</b> Drive Time <b>6.27 minutes</b> Total Square Feet <b>27,732 sqft</b> Rentable Square Footage <b>26,345 sqft</b> Class Type <b>B</b> Store Type <b>Self Storage and Parking</b> Rate Volatility <b>8%</b>		<b>Marketing Scorecard</b> <b>38/100</b> Contactability <b>5/11</b> Paid Search <b>0/35</b> Search <b>5/15</b> Social Media <b>6/14</b> Website <b>22/25</b>									
5x5 Reg	5x5 CC	5x10 Reg	5x10 CC	10x10 Reg	10x10 CC	10x15 Reg	10x15 CC	10x20 Reg	10x20 CC	10x30 Reg	10x30 CC	Car Parking	RV Parking
✗	🚫	✗	✓	✓	✓	✗	🚫	🚫	✗	✗	✗	🚫	✗
 <b>Shockey Mini Storage</b> 1.51 miles 140 Shockey Ln, Butler, PA 16001  Monday - Friday <b>09:00 AM - 04:00 PM</b> Saturday - Sunday <b>Closed</b>		Drive Distance <b>1.62 miles</b> Drive Time <b>4.95 minutes</b> Total Square Feet <b>34,054 sqft</b> Rentable Square Footage <b>32,351 sqft</b> Class Type <b>B</b> Store Type <b>Self Storage and Parking</b> Rate Volatility <b>0%</b>		<b>Marketing Scorecard</b> <b>24/100</b> Contactability <b>6/11</b> Paid Search <b>5/35</b> Search <b>3/15</b> Social Media <b>0/14</b> Website <b>10/25</b>									
5x5 Reg	5x5 CC	5x10 Reg	5x10 CC	10x10 Reg	10x10 CC	10x15 Reg	10x15 CC	10x20 Reg	10x20 CC	10x30 Reg	10x30 CC	Car Parking	RV Parking
✗	✗	✗	✗	✗	✗	✗	✗	✗	✗	✗	✗	✗	✗
 <b>Lick Hill Self Storage</b> 2.19 miles 111 Linwood Dr, Butler, PA 16001  Monday - Sunday <b>09:00 AM - 05:00 PM</b>		Drive Distance <b>2.62 miles</b> Drive Time <b>6.64 minutes</b> Total Square Feet <b>9,698 sqft</b> Rentable Square Footage <b>9,213 sqft</b> Class Type <b>B</b> Store Type <b>Self Storage</b> Rate Volatility <b>0%</b>		<b>Marketing Scorecard</b> <b>25/100</b> Contactability <b>6/11</b> Paid Search <b>5/35</b> Search <b>6/15</b> Social Media <b>0/14</b> Website <b>8/25</b>									
5x5 Reg	5x5 CC	5x10 Reg	5x10 CC	10x10 Reg	10x10 CC	10x15 Reg	10x15 CC	10x20 Reg	10x20 CC	10x30 Reg	10x30 CC	Car Parking	RV Parking
✗	✗	✓	✗	✓	✗	✓	✗	✓	✗	✗	✗	✗	✗
 <b>Williams Mini Storage</b> 2.98 miles 295 Chicora Rd, Butler, PA 16001		Drive Distance <b>3.66 miles</b> Drive Time <b>10.18 minutes</b> Total Square Feet <b>9,237 sqft</b> Rentable Square Footage <b>8,775 sqft</b> Class Type <b>B</b> Store Type <b>Self Storage</b> Rate Volatility <b>N/A</b>		<b>Marketing Scorecard</b> <b>0/100</b> Contactability <b>0/11</b> Paid Search <b>0/35</b> Search <b>0/15</b> Social Media <b>0/14</b> Website <b>0/25</b>									
5x5 Reg	5x5 CC	5x10 Reg	5x10 CC	10x10 Reg	10x10 CC	10x15 Reg	10x15 CC	10x20 Reg	10x20 CC	10x30 Reg	10x30 CC	Car Parking	RV Parking
✗	✗	✗	✗	✗	✗	✗	✗	✗	✗	✗	✗	✗	✗
 <b>A-Z Mini Storage</b> 3.42 miles 494 US-422, Butler, PA 16002		Drive Distance <b>5.23 miles</b> Drive Time <b>8.83 minutes</b> Total Square Feet <b>3,541 sqft</b> Rentable Square Footage <b>3,364 sqft</b> Class Type <b>C</b> Store Type <b>Self Storage</b> Rate Volatility <b>N/A</b>		<b>Marketing Scorecard</b> <b>0/100</b> Contactability <b>0/11</b> Paid Search <b>0/35</b> Search <b>0/15</b> Social Media <b>0/14</b> Website <b>0/25</b>									
5x5 Reg	5x5 CC	5x10 Reg	5x10 CC	10x10 Reg	10x10 CC	10x15 Reg	10x15 CC	10x20 Reg	10x20 CC	10x30 Reg	10x30 CC	Car Parking	RV Parking
✗	✗	✗	✗	✗	✗	✗	✗	✗	✗	✗	✗	✗	✗

All Stores List Continued



✓ Rate available for this unit type		✗ Rate not available for this unit type		👁 Rate previously available, but not currently advertised		★ Your Store							
 <b>Klines Storage</b> 3.74 miles 554 Holyoke Rd, Butler, PA 16001		Drive Distance <b>4.29 miles</b> Drive Time <b>11.72 minutes</b> Total Square Feet <b>3,517 sqft</b> Rentable Square Footage <b>3,341 sqft</b> Class Type <b>C</b> Store Type <b>Self Storage</b> Rate Volatility <b>N/A</b>		<b>Marketing Scorecard</b> <b>0/100</b> Contactability <b>0/11</b> Paid Search <b>0/35</b> Search <b>0/15</b> Social Media <b>0/14</b> Website <b>0/25</b>									
5x5 Reg	5x5 CC	5x10 Reg	5x10 CC	10x10 Reg	10x10 CC	10x15 Reg	10x15 CC	10x20 Reg	10x20 CC	10x30 Reg	10x30 CC	Car Parking	RV Parking
✗	✗	✗	✗	✗	✗	✗	✗	✗	✗	✗	✗	✗	✗
 <b>Oneida Heights Storage</b> 3.79 miles 184 Moore Rd, Butler, PA 16001  Monday - Friday <b>07:30 AM - 04:00 PM</b> Saturday - Sunday <b>Closed</b>		Drive Distance <b>4.49 miles</b> Drive Time <b>12.06 minutes</b> Total Square Feet <b>6,487 sqft</b> Rentable Square Footage <b>6,162 sqft</b> Class Type <b>C</b> Store Type <b>Self Storage</b> Rate Volatility <b>N/A</b>		<b>Marketing Scorecard</b> <b>12/100</b> Contactability <b>3/11</b> Paid Search <b>5/35</b> Search <b>0/15</b> Social Media <b>0/14</b> Website <b>4/25</b>									
5x5 Reg	5x5 CC	5x10 Reg	5x10 CC	10x10 Reg	10x10 CC	10x15 Reg	10x15 CC	10x20 Reg	10x20 CC	10x30 Reg	10x30 CC	Car Parking	RV Parking
✗	✗	✗	✗	✗	✗	✗	✗	✗	✗	✗	✗	✗	✗
 <b>Summit Depot LLC</b> 3.98 miles 770 422 east, Butler, PA 16002  Monday - Friday <b>09:00 AM - 05:00 PM</b> Saturday - Sunday <b>Closed</b>		Drive Distance <b>4.62 miles</b> Drive Time <b>11.11 minutes*</b> Total Square Feet <b>16,483 sqft</b> Rentable Square Footage <b>15,659 sqft</b> Class Type <b>C</b> Store Type <b>Self Storage</b> Rate Volatility <b>N/A</b>		<b>Marketing Scorecard</b> <b>0/100</b> Contactability <b>0/11</b> Paid Search <b>0/35</b> Search <b>0/15</b> Social Media <b>0/14</b> Website <b>0/25</b>									
5x5 Reg	5x5 CC	5x10 Reg	5x10 CC	10x10 Reg	10x10 CC	10x15 Reg	10x15 CC	10x20 Reg	10x20 CC	10x30 Reg	10x30 CC	Car Parking	RV Parking
✗	✗	✗	✗	✗	✗	✗	✗	✗	✗	✗	✗	✗	✗
 <b>My Space Storage</b> 4.06 miles 542 Evans City Rd, Butler, PA 16001		Drive Distance <b>4.36 miles</b> Drive Time <b>10.68 minutes</b> Total Square Feet <b>40,200 sqft</b> Rentable Square Footage <b>38,190 sqft</b> Class Type <b>C</b> Store Type <b>Self Storage</b> Rate Volatility <b>N/A</b>		<b>Marketing Scorecard</b> <b>0/100</b> Contactability <b>0/11</b> Paid Search <b>0/35</b> Search <b>0/15</b> Social Media <b>0/14</b> Website <b>0/25</b>									
5x5 Reg	5x5 CC	5x10 Reg	5x10 CC	10x10 Reg	10x10 CC	10x15 Reg	10x15 CC	10x20 Reg	10x20 CC	10x30 Reg	10x30 CC	Car Parking	RV Parking
✗	✗	✗	✗	✗	✗	✗	✗	✗	✗	✗	✗	✗	✗
 <b>Aaaa Mini Storage - PA</b> 4.35 miles 135 Kriess Rd, Butler, PA 16001  Monday <b>10:00 AM - 04:00 PM</b> Tuesday <b>Closed</b> Wednesday - Friday <b>10:00 AM - 04:00 PM</b> Saturday - Sunday <b>Closed</b>		Drive Distance <b>5.29 miles</b> Drive Time <b>13.47 minutes</b> Total Square Feet <b>66,800 sqft</b> Rentable Square Footage <b>63,460 sqft</b> Class Type <b>B</b> Store Type <b>Self Storage and Parking</b> Rate Volatility <b>0%</b>		<b>Marketing Scorecard</b> <b>22/100</b> Contactability <b>6/11</b> Paid Search <b>5/35</b> Search <b>3/15</b> Social Media <b>0/14</b> Website <b>8/25</b>									
5x5 Reg	5x5 CC	5x10 Reg	5x10 CC	10x10 Reg	10x10 CC	10x15 Reg	10x15 CC	10x20 Reg	10x20 CC	10x30 Reg	10x30 CC	Car Parking	RV Parking
✓	✗	✓	✓	✓	✓	✓	✓	✓	✓	✓	✓	✓	✗

All Stores List Continued

✓ Rate available for this unit type		✗ Rate not available for this unit type		👁 Rate previously available, but not currently advertised		★ Your Store											
	<b>Safe-Space Mini Storage</b> 4.41 miles 102 Corks Ln, Butler, PA 16001  Monday - Friday <b>08:00 AM - 04:00 PM</b> Saturday - Sunday <b>Closed</b>	Drive Distance <b>5.16 miles</b> Drive Time <b>11.89 minutes</b> Total Square Feet <b>16,740 sqft</b> Rentable Square Footage <b>15,903 sqft</b> Class Type <b>B</b> Store Type <b>Self Storage</b> Rate Volatility <b>N/A</b>	<b>Marketing Scorecard</b> <b>9/100</b> Contactability <b>0/11</b> Paid Search <b>5/35</b> Search <b>0/15</b> Social Media <b>0/14</b> Website <b>4/25</b>	5x5 Reg	5x5 CC	5x10 Reg	5x10 CC	10x10 Reg	10x10 CC	10x15 Reg	10x15 CC	10x20 Reg	10x20 CC	10x30 Reg	10x30 CC	Car Parking	RV Parking
✗	✗	✗	✗	✗	✗	✗	✗	✗	✗	✗	✗	✗	✗	✗	✗		
	<b>Ski Moisture Free Mini Storage</b> 4.91 miles 120 North Rd, Butler, PA 16001	Drive Distance <b>6.26 miles</b> Drive Time <b>9.7 minutes</b> Total Square Feet <b>18,164 sqft</b> Rentable Square Footage <b>17,255 sqft</b> Class Type <b>B</b> Store Type <b>Self Storage</b> Rate Volatility <b>N/A</b>	<b>Marketing Scorecard</b> <b>0/100</b> Contactability <b>0/11</b> Paid Search <b>0/35</b> Search <b>0/15</b> Social Media <b>0/14</b> Website <b>0/25</b>	5x5 Reg	5x5 CC	5x10 Reg	5x10 CC	10x10 Reg	10x10 CC	10x15 Reg	10x15 CC	10x20 Reg	10x20 CC	10x30 Reg	10x30 CC	Car Parking	RV Parking
✗	✗	✗	✗	✗	✗	✗	✗	✗	✗	✗	✗	✗	✗	✗	✗		
	<b>J&amp;I Mini Storage</b> 5.19 miles 776 Old Rte 422 E, Butler, PA 16002	Drive Distance <b>7.09 miles</b> Drive Time <b>9.66 minutes</b> Total Square Feet <b>5,310 sqft</b> Rentable Square Footage <b>5,045 sqft</b> Class Type <b>C</b> Store Type <b>Self Storage</b> Rate Volatility <b>N/A</b>	<b>Marketing Scorecard</b> <b>0/100</b> Contactability <b>0/11</b> Paid Search <b>0/35</b> Search <b>0/15</b> Social Media <b>0/14</b> Website <b>0/25</b>	5x5 Reg	5x5 CC	5x10 Reg	5x10 CC	10x10 Reg	10x10 CC	10x15 Reg	10x15 CC	10x20 Reg	10x20 CC	10x30 Reg	10x30 CC	Car Parking	RV Parking
✗	✗	✗	✗	✗	✗	✗	✗	✗	✗	✗	✗	✗	✗	✗	✗		
	<b>B2 Storage LLC</b> 6.27 miles 138 Shannon Rd, Renfrew, PA 16053	Drive Distance <b>7.08 miles</b> Drive Time <b>14.61 minutes</b> Total Square Feet <b>7,101 sqft</b> Rentable Square Footage <b>6,746 sqft</b> Class Type <b>B</b> Store Type <b>Self Storage and Parking</b> Rate Volatility <b>0%</b>	<b>Marketing Scorecard</b> <b>31/100</b> Contactability <b>6/11</b> Paid Search <b>5/35</b> Search <b>12/15</b> Social Media <b>0/14</b> Website <b>8/25</b>	5x5 Reg	5x5 CC	5x10 Reg	5x10 CC	10x10 Reg	10x10 CC	10x15 Reg	10x15 CC	10x20 Reg	10x20 CC	10x30 Reg	10x30 CC	Car Parking	RV Parking
✗	✗	✗	✗	✗	✗	✗	✗	✗	✗	✗	✗	✗	✗	✗	✓		
	<b>Butler Mini Storage</b> 6.38 miles 162 Unionville Rd, Butler, PA 16002	Drive Distance <b>7.12 miles</b> Drive Time <b>14.38 minutes</b> Total Square Feet <b>16,200 sqft</b> Rentable Square Footage <b>15,390 sqft</b> Class Type <b>B</b> Store Type <b>Self Storage</b> Rate Volatility <b>N/A</b>	<b>Marketing Scorecard</b> <b>0/100</b> Contactability <b>0/11</b> Paid Search <b>0/35</b> Search <b>0/15</b> Social Media <b>0/14</b> Website <b>0/25</b>	5x5 Reg	5x5 CC	5x10 Reg	5x10 CC	10x10 Reg	10x10 CC	10x15 Reg	10x15 CC	10x20 Reg	10x20 CC	10x30 Reg	10x30 CC	Car Parking	RV Parking
✗	✗	✗	✗	✗	✗	✗	✗	✗	✗	✗	✗	✗	✗	✗	✗		



All Stores List Continued

✓ Rate available for this unit type		✗ Rate not available for this unit type		👁 Rate previously available, but not currently advertised		★ Your Store							
 <b>Storage Rentals of America - Butler 540</b> Pittsburgh Road 6.7 miles 540 Pittsburgh Rd, Butler, PA 16002 Monday - Tuesday <b>09:30 AM - 05:30 PM</b> Wednesday <b>Closed</b> Thursday - Friday <b>09:30 AM - 05:30 PM</b> Saturday <b>09:30 AM - 04:00 PM</b> Sunday <b>Closed</b>				Drive Distance <b>7.42 miles</b> Drive Time <b>12 minutes</b> Total Square Feet <b>18,000 sqft</b> Rentable Square Footage <b>17,100 sqft</b> Class Type <b>B</b> Store Type <b>Self Storage</b> Rate Volatility <b>3%</b>				<b>Marketing Scorecard 41/100</b> Contactability <b>8/11</b> Paid Search <b>5/35</b> Search <b>0/15</b> Social Media <b>7/14</b> Website <b>21/25</b>					
5x5 Reg	5x5 CC	5x10 Reg	5x10 CC	10x10 Reg	10x10 CC	10x15 Reg	10x15 CC	10x20 Reg	10x20 CC	10x30 Reg	10x30 CC	Car Parking	RV Parking
✗	✗	👁	✗	✓	✗	✓	✗	👁	✗	✗	✗	✗	✗
No Image Available <b>Lake Arthur Self Storage</b> 6.97 miles Unionville Rd, Prospect, PA 16052				Drive Distance <b>9.05 miles</b> Drive Time <b>16.54 minutes</b> Total Square Feet <b>8,057 sqft</b> Rentable Square Footage <b>7,654 sqft</b> Class Type <b>B</b> Store Type <b>Self Storage and Parking</b> Rate Volatility <b>N/A</b>				<b>Marketing Scorecard 0/100</b> Contactability <b>0/11</b> Paid Search <b>0/35</b> Search <b>0/15</b> Social Media <b>0/14</b> Website <b>0/25</b>					
5x5 Reg	5x5 CC	5x10 Reg	5x10 CC	10x10 Reg	10x10 CC	10x15 Reg	10x15 CC	10x20 Reg	10x20 CC	10x30 Reg	10x30 CC	Car Parking	RV Parking
✗	✗	✗	✗	✗	✗	✗	✗	✗	✗	✗	✗	✗	✗
No Image Available <b>Red O'Donnell's Self Storage</b> 7.05 miles 315 Red Dog Road, Butler, PA 16001				Drive Distance <b>7.65 miles</b> Drive Time <b>14.48 minutes</b> Total Square Feet <b>18,892 sqft</b> Rentable Square Footage <b>17,947 sqft</b> Class Type <b>B</b> Store Type <b>Self Storage and Parking</b> Rate Volatility <b>N/A</b>				<b>Marketing Scorecard 0/100</b> Contactability <b>0/11</b> Paid Search <b>0/35</b> Search <b>0/15</b> Social Media <b>0/14</b> Website <b>0/25</b>					
5x5 Reg	5x5 CC	5x10 Reg	5x10 CC	10x10 Reg	10x10 CC	10x15 Reg	10x15 CC	10x20 Reg	10x20 CC	10x30 Reg	10x30 CC	Car Parking	RV Parking
✗	✗	✗	✗	✗	✗	✗	✗	✗	✗	✗	✗	✗	✗
 <b>A+ Mini Storage</b> 7.05 miles 1265 Benjamin Franklin Hwy, Fenelton, PA 16034 Monday - Sunday <b>12:01 AM - 11:59 PM</b>				Drive Distance <b>9 miles</b> Drive Time <b>11.66 minutes</b> Total Square Feet <b>19,700 sqft</b> Rentable Square Footage <b>18,715 sqft</b> Class Type <b>B</b> Store Type <b>Self Storage</b> Rate Volatility <b>0%</b>				<b>Marketing Scorecard 23/100</b> Contactability <b>3/11</b> Paid Search <b>0/35</b> Search <b>8/15</b> Social Media <b>0/14</b> Website <b>12/25</b>					
5x5 Reg	5x5 CC	5x10 Reg	5x10 CC	10x10 Reg	10x10 CC	10x15 Reg	10x15 CC	10x20 Reg	10x20 CC	10x30 Reg	10x30 CC	Car Parking	RV Parking
✗	✗	✗	✗	✓	✗	✓	✗	✓	✗	✗	✗	✗	✗
No Image Available <b>Prospect Self Storage</b> 7.44 miles 1052 New Castle Rd, Prospect, PA 16052 Monday <b>12:00 PM - 04:00 AM</b> Tuesday - Friday <b>12:00 PM - 04:00 PM</b> Saturday - Sunday <b>Closed</b>				Drive Distance <b>8.66 miles</b> Drive Time <b>11.8 minutes</b> Total Square Feet <b>10,141 sqft</b> Rentable Square Footage <b>9,633 sqft</b> Class Type <b>B</b> Store Type <b>Self Storage</b> Rate Volatility <b>0%</b>				<b>Marketing Scorecard 26/100</b> Contactability <b>3/11</b> Paid Search <b>5/35</b> Search <b>9/15</b> Social Media <b>0/14</b> Website <b>9/25</b>					
5x5 Reg	5x5 CC	5x10 Reg	5x10 CC	10x10 Reg	10x10 CC	10x15 Reg	10x15 CC	10x20 Reg	10x20 CC	10x30 Reg	10x30 CC	Car Parking	RV Parking
✓	✗	✓	✗	✗	✓	✗	✓	✗	✗	✗	✗	✗	✗

All Stores List Continued

✓ Rate available for this unit type		✗ Rate not available for this unit type		👁 Rate previously available, but not currently advertised		★ Your Store							
 <b>Marwood Self Storage</b> 9.24 miles 557 Marwood Rd, Cabot, PA 16023		Drive Distance <b>12.27 miles</b> Drive Time <b>28.64 minutes</b> Total Square Feet <b>8,975 sqft</b> Rentable Square Footage <b>8,526 sqft</b> Class Type <b>B</b> Store Type <b>Self Storage</b> Rate Volatility <b>N/A</b>		<b>Marketing Scorecard</b> <b>0/100</b> Contactability <b>0/11</b> Paid Search <b>0/35</b> Search <b>0/15</b> Social Media <b>0/14</b> Website <b>0/25</b>									
5x5 Reg	5x5 CC	5x10 Reg	5x10 CC	10x10 Reg	10x10 CC	10x15 Reg	10x15 CC	10x20 Reg	10x20 CC	10x30 Reg	10x30 CC	Car Parking	RV Parking
✗	✗	✗	✗	✗	✗	✗	✗	✗	✗	✗	✗	✗	✗
 <b>Evans City Mini Storage</b> 9.83 miles 447 May Ln, Evans City, PA 16033		Drive Distance <b>14.08 miles</b> Drive Time <b>26.18 minutes</b> Total Square Feet <b>3,490 sqft</b> Rentable Square Footage <b>3,316 sqft</b> Class Type <b>B</b> Store Type <b>Self Storage</b> Rate Volatility <b>N/A</b>		<b>Marketing Scorecard</b> <b>0/100</b> Contactability <b>0/11</b> Paid Search <b>0/35</b> Search <b>0/15</b> Social Media <b>0/14</b> Website <b>0/25</b>									
5x5 Reg	5x5 CC	5x10 Reg	5x10 CC	10x10 Reg	10x10 CC	10x15 Reg	10x15 CC	10x20 Reg	10x20 CC	10x30 Reg	10x30 CC	Car Parking	RV Parking
✗	✗	✗	✗	✗	✗	✗	✗	✗	✗	✗	✗	✗	✗
 <b>Safe Place Storage LLC</b> 9.94 miles 1648 Evans City Road, Evans City, PA 16033		Drive Distance <b>11.72 miles</b> Drive Time <b>20.18 minutes</b> Total Square Feet <b>19,662 sqft</b> Rentable Square Footage <b>18,679 sqft</b> Class Type <b>B</b> Store Type <b>Self Storage</b> Rate Volatility <b>N/A</b>		<b>Marketing Scorecard</b> <b>23/100</b> Contactability <b>9/11</b> Paid Search <b>5/35</b> Search <b>4/15</b> Social Media <b>0/14</b> Website <b>5/25</b>									
5x5 Reg	5x5 CC	5x10 Reg	5x10 CC	10x10 Reg	10x10 CC	10x15 Reg	10x15 CC	10x20 Reg	10x20 CC	10x30 Reg	10x30 CC	Car Parking	RV Parking
✗	✗	✗	✗	✗	✗	✗	✗	✗	✗	✗	✗	✗	✗

## StorTrack's Marketing Scorecard

The StorTrack Marketing Scorecard is a scoring mechanism for judging the activity and effectiveness of a Store's local marketing. This enables us to create a methodology for comparison and competitive insight.

The Scorecard is created by monitoring five different areas of a Store's marketing activities. StorTrack has created a weighted scoring process for each of these five categories. The category scores are what you see on the Marketing Scorecard page.

### Website (25 Points)

The Website Content scoring is based on the availability of the below factors: Multiple pages, Navigation, Photos, Video, Map/Directions, Reviews/Testimonials	0-7 Score
Online Pricing for the store is based on the pricing data available online and the volatility.	0-7 Score
Online promotions is based on the promotion advertised for the unit types and on the Home page of the store website.	0-5 Score
The Metadata score is based on the search options available for finding a location, a sitemap, a search box to identify a specific page, etc.	0-3 Score
Direct booking engine is scored based on the website ability to complete an online rental/reservation.	0-3 Score

### Search (Nonorganic) (35 points)

The score for the store is determined based on the order of the search result occurrence and the results within the Advertisement content section on the first page of the search results. The scores are listed below based searching on the following platforms with the keywords "self-storage [city name]".

Additionally we check if the store is listed on an aggregator website like Sparefoot, SelfStorage.com, Storagefront, etc.

Buys Google Adwords	0-12 Score
Buys Bing Ads	0-8 Score
Buys Yelp Ads	0-5 Score
Buys YellowPages Ads	0-5 Score
Listed on aggregator	0-5 Score

### Search (organic) (15 points)

The score for the store is determined based on the keywords "self-storage [city name]" and if store appears on the first page of the search results.

First Page on Google	0-4 Score
First Page on Bing	0-3 Score
First Page on Yelp	0-3 Score
First Page on YellowPages	0-3 Score
GoogleMaps	0-2 Score

### Social Media (14 points)

The social media score is based on the availability of the company profile, location specific profile, and posts within the last week and last month.

Facebook	0-7 Score
Twitter	0-7 Score

### Contactability (11 points)

This score is based on the ease and methods to contact the store.

Contact Form/Direct Phone Number	0-3 Score
24/7 Customer Support Center	0-3 Score
Chat Support on Website	0-2 Score
1-800/Toll Free Number	0-3 Score